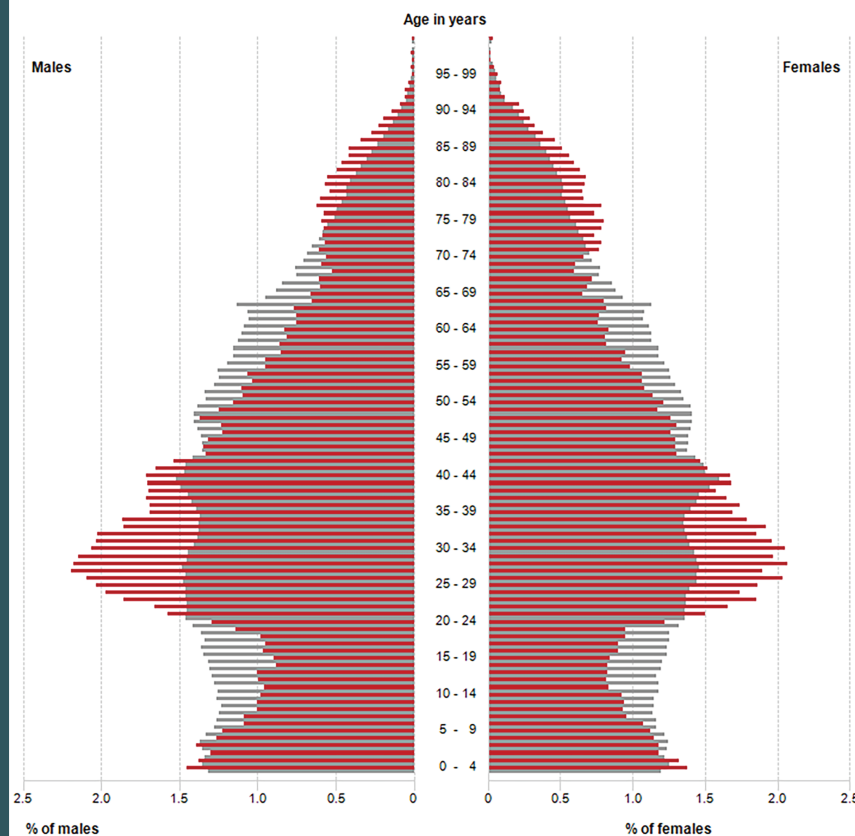


Population health snapshot: City of Moreland

POPULATION CHARACTERISTICS

Age and sex pyramid, 2011

City of Moreland Victoria



Source: Australian Bureau of Statistics, Census of Population and Housing, 2011 (Usual residence data)
Compiled and presented in profile.id by .id, the population experts.

SERVICE ACCESS

General practitioners per 1,000 population

Moreland: 1.1
Vic Average: 1.2



Dental services per 1,000 population

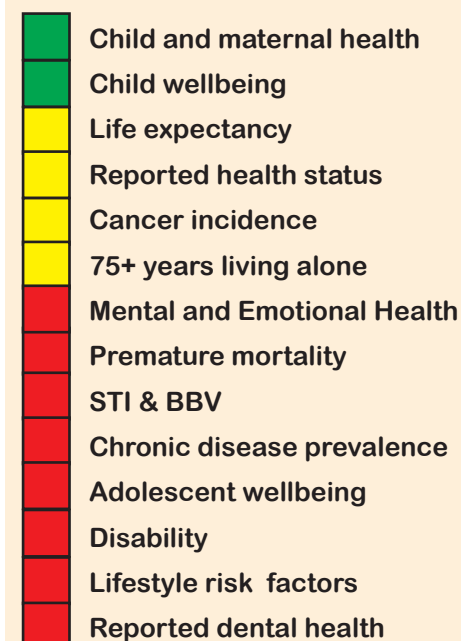
Moreland: 0.2
Vic Average: 0.2

Pharmacies per 1,000 population

Moreland: 0.3
Vic Average: 0.2

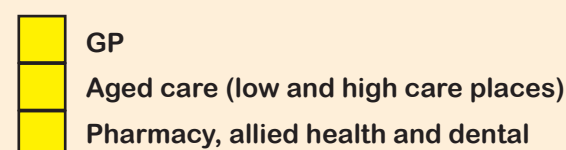

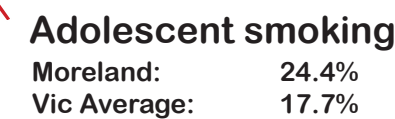
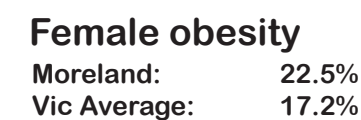

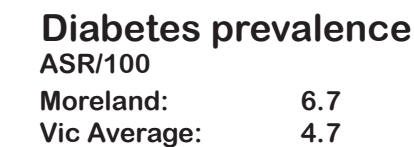
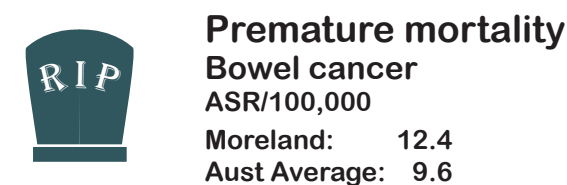


HEALTH CHARACTERISTICS



Adolescents who don't have a confidant for advice

Moreland: 18.1%
Vic Average: 13.9%



Public Hospital Admissions

Mental Health ASR/1,000

Moreland: 10.1
Vic Average: 7.9



Vaccine preventable

Moreland: 2.06
Vic Average: 1.50

SOCIAL DETERMINANTS OF HEALTH

Adult Volunteering per 1,000 population

Moreland: 15.7%
Vic Average: 19.3%



Carer's allowance per 1,000 population

Moreland: 34.2
Aust Average: 25.4


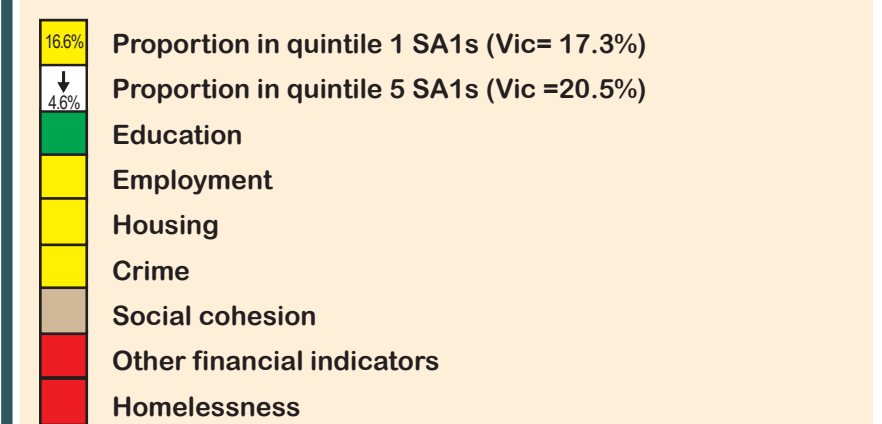
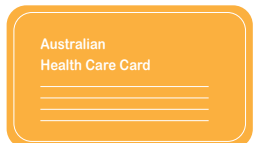


Homelessness per 10,000 population

Moreland: 53.1
Vic Average: 42.6

Health care cards per 1,000 population

Moreland: 75.7
Aust Average: 62.7



SERVICE USE

ACSC ASR/1,000



Chronic

Moreland: 30.97
Vic Average: 24.69