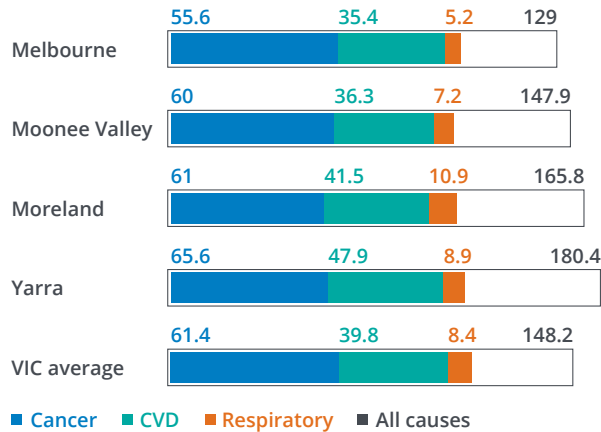
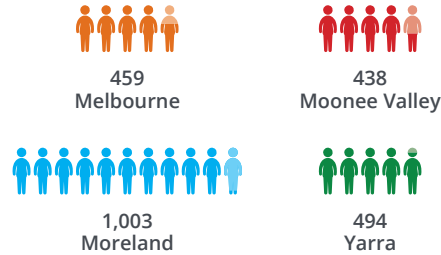


Population Health Snapshot in Inner North West Melbourne

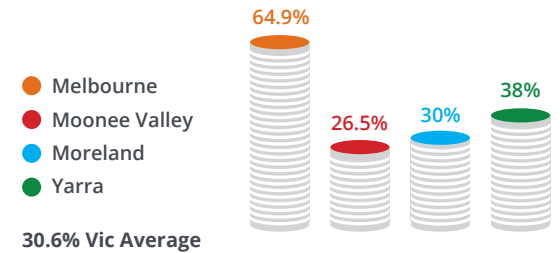
Avoidable mortality (per 100,000 population)



Estimated Aboriginal population by LGA




Rates of rental and mortgage stress for low income households



Self-reported wellbeing score (/100)

77.3 Vic Average

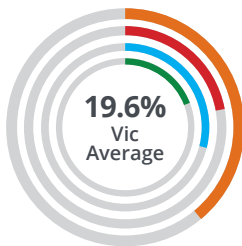


CALD community



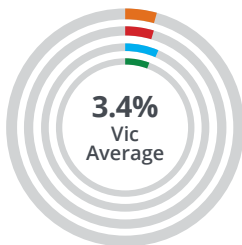
People born in non-English speaking country

Melbourne 39%
Moonee Valley 22.9%
Moreland 29%
Yarra 19.3%

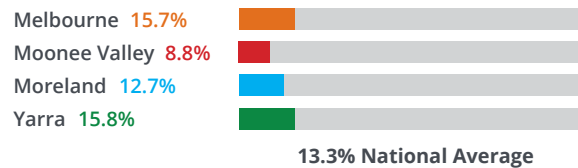


People with poor English proficiency

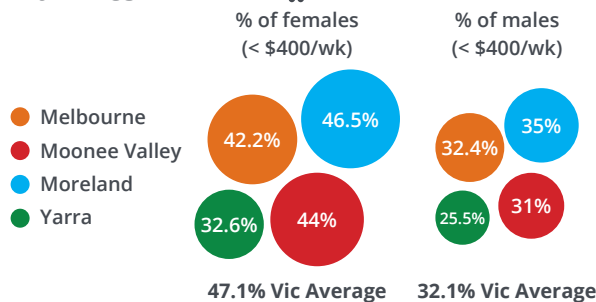
Melbourne 4.3%
Moonee Valley 4.6%
Moreland 6.5%
Yarra 5.6%



Jobless families with children < 15yo



Low income families



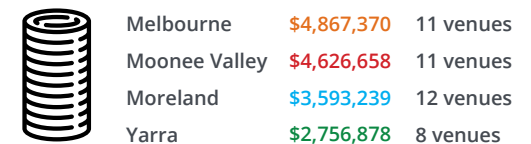
Gambling



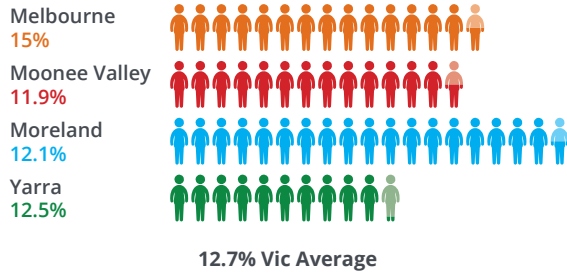
Loss per Machine - Victoria \$67,032



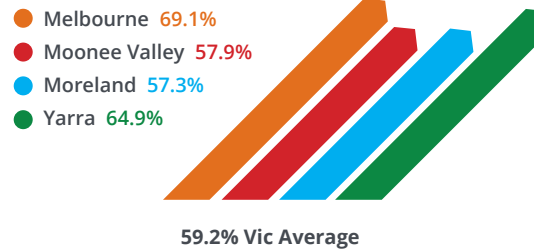
Loss per Venue - Victoria \$3,524,517



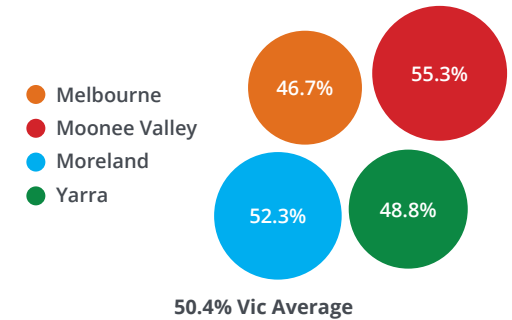
Estimated population with mental and behavioural difficulties (per 100 population)




Adult population with increased lifetime risk of alcohol related harm



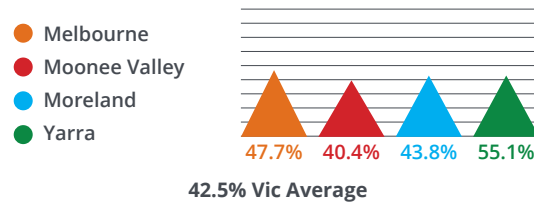
Physical inactivity insufficient time (<150min) and/or sessions (<2)



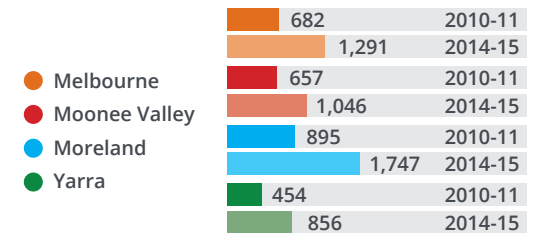
Proportion of adults overweight or obese



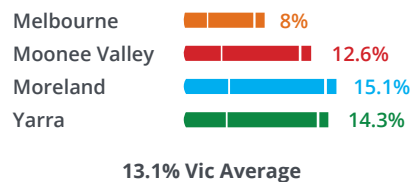
Adult population at risk of alcohol related injury on a single occasion



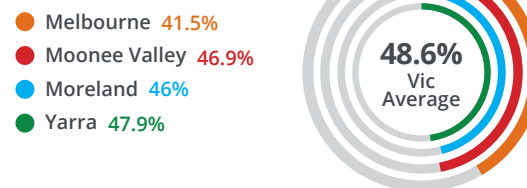
NWMR Family violence incidents recorded by police



Smoking status for current smokers






Insufficient fruit and veg consumption



Meth/amphetamine related ambulance attendances (Vic ranking)



-  Melbourne - Extremely high
-  Moonee Valley - Very high
-  Moreland - Very high
-  Yarra - Extremely high